



RFU CHAMPIONSHIP STATS

STANDINGS

With temperatures on the increase, only the Friday night fixture at Bristol was postponed due to pitch problems. There was a last minute change of venues for the Birmingham v Pirates fixture and few would have predicted the result down in Camborne. A thrilling 31-all draw saw strugglers Birmingham produce a heroic draw while stopping Pirates from climbing the table. Bedford hammered a rusty Nottingham side by running in six tries, it was however a very heated affair with 2 players from either side being sent to the bin. Other results saw Exeter scrape a win away at Rotherham to close the gap on leaders Bristol. Both London Welsh and Plymouth Albion secured home wins to keep them in the chase. It will be an important next month for Doncaster & Rotherham with their games in hand as they both look to make the playoffs.

Team	P	W	D	L	F	A	Diff	B Pts	Pts
- Bristol Rugby	16	14	0	2	462	251	211	11	67
- Exeter Chiefs	17	14	0	3	487	283	204	7	63
- London Welsh	17	11	0	6	371	288	83	8	47
- Bedford Blues	17	9	1	7	472	310	162	9	47
- Cornish Pirates	17	9	1	7	424	343	81	6	44
- Nottingham	14	8	0	6	347	319	28	7	39
↑ Plymouth Albion	17	8	0	9	287	371	-84	4	36
↓ Moseley	17	7	0	10	332	425	-93	5	33
- Doncaster Knights	14	6	0	8	233	234	-1	4	28
- Rotherham Titans	15	4	0	11	261	364	-103	8	24
- Coventry	16	4	1	11	255	375	-120	5	8
- Birmingham & Solihull	15	0	1	14	207	575	-368	3	-10

* London Welsh deducted 5 points

† Birmingham & Solihull and Coventry deducted 15 points

In Stage 2 of the RFU Championship, clubs in yellow will play in Pool A, clubs in green will play in Pool B. The clubs below the dotted line will play in Pool C.

THIS WEEK'S RESULTS

Friday 15th January

Bristol Rugby P – P Doncaster

Saturday 16th January

Bedford Blues 51 – 19 Nottingham

Plymouth Albion 20 – 3 Coventry

Sunday 17th January

Birmingham & Solihull 31 – 31 Cornish Pirates

London Welsh 22 – 6 Moseley

Rotherham Titans 18 – 24 Exeter Chiefs

UPCOMING FIXTURES

Wednesday 20th January

Nottingham - Doncaster Knights

Rotherham Titans – Birmingham & Solihull

Saturday 23th January

Coventry - Bristol Rugby

Doncaster Knights – Plymouth Albion London Welsh

Exeter Chiefs – Bedford Blues

Moseley – Birmingham & Solihull

Sunday 24th January

Cornish Pirates – Rotherham Titans

Nottingham – Plymouth Albion



POINTS

TOP TRY SCORERS

Player	Club	Try
Dan Norton	Bristol	11
Blair Cowan	Cornish Pirates	10
Errie Claassens	London Welsh	10
Tom Arscott	Bristol	9
Matthew Jess	Exeter Chiefs	8
Luke Fielden	Bedford	7
Ian Davey	Bedford	7
Robert Cook	Cornish Pirates	6
Wes Davies	Cornish Pirates	6
Richard Baxter	Exeter Chiefs	6

Hat-Tricks

Ian Davey	Bedford Blues v Birmingham & S	10 th October 2009
Richard Baxter	Exeter Chiefs v Rotherham Titans	24 th October 2009
Tom Arscott	Bristol v Coventry	30 th October 2009
Errie Claassens	London Welsh v Moseley	17 th January 2010

TOP POINTS SCORERS

Player	Club	Tries	Conv	Pen	Drop	Total Pts
Gareth Steenson	Exeter Chiefs		33	30		156
James Pritchard	Bedford	4	26	24	1	144
Tristan Roberts	Moseley	1	14	36	1	144
Adrian Jarvis	Bristol		32	24		136
Aled Thomas	London Welsh	2	16	27		123
Jonny West	Rotherham Titans		12	28	3	117
Robert Cook	Cornish Pirates	6	16	14	2	104
Kieran Hallett	Plymouth Albion	4	12	16	2	98
Alistair Warnock	Doncaster	1	16	12	3	82
Greig Tonks	Nottingham		18	13		75

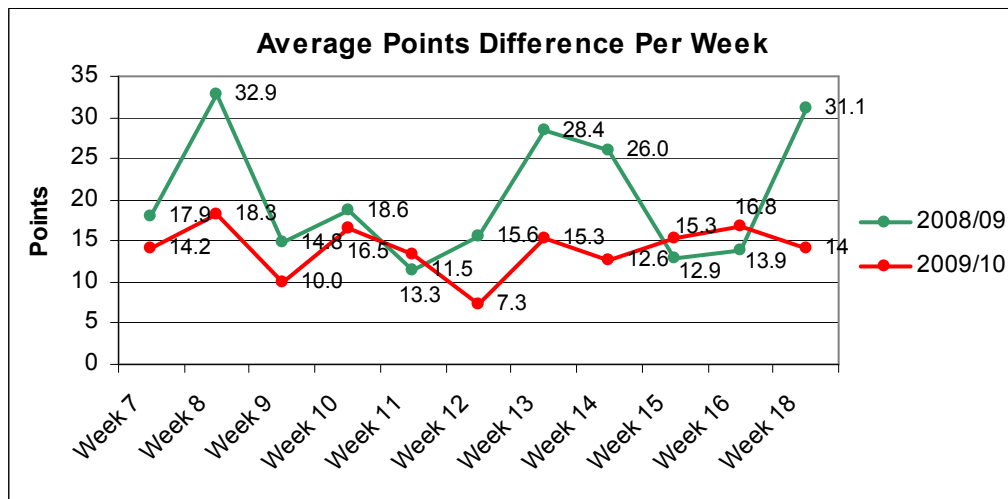
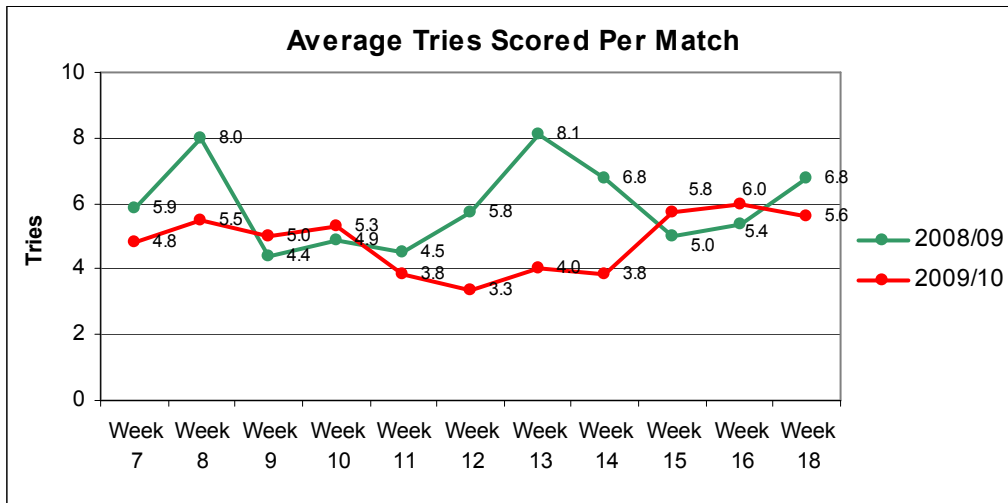
TRIES BY CLUB

	Weeks 1-13	Week 14	Week 15	Week 16	Week 17	Week 18	Total
Bristol	48	5	4	5	P	P	62
Exeter	51	1	1	2	P	3	58
Bedford	39	1	3	8	P	6	57
Cornish P	35	3	7	2	P	5	52
Nottingham	41	0	P	P	P	3	44
London Welsh	33	3	2	2	P	3	43
Moseley	27	0	2	3	P	0	32
Coventry	25	2	3	P	P	0	30
Plymouth A	24	2	1	1	P	2	30
Rotherham	19	4	P	P	P	2	25
Doncaster	22	2	P	P	P	P	24
Birmingham	18	0	P	1	P	4	23
Total	382	23	23	24	0	28	454



TRY SCORING TRENDS

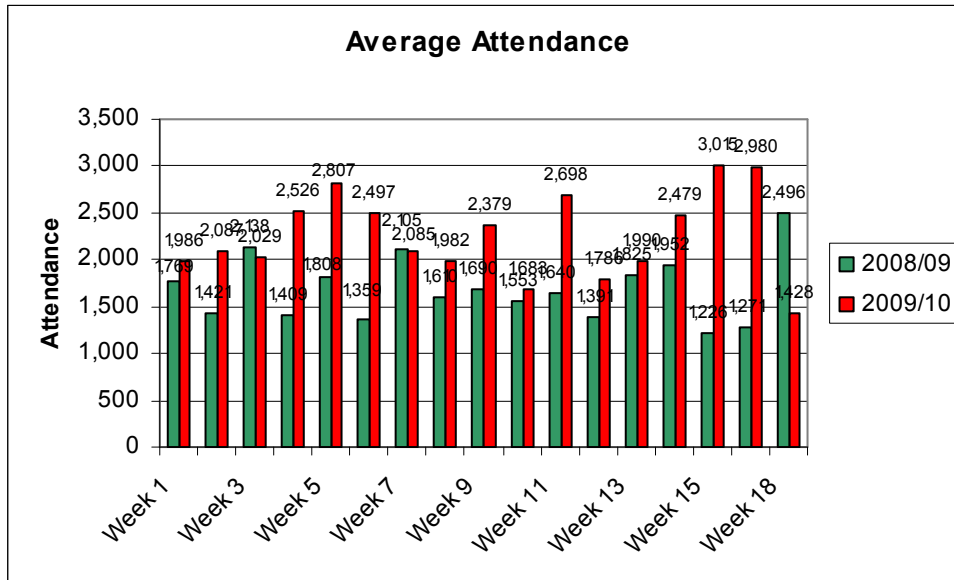
After a month of very limited rugby, teams looked refreshed and raring to go and the results didn't disappoint. There were two games producing 9 tries a piece proving attacking rugby is not a dying art in the Championship. The average point's difference has remained on a plateau proving what a competitive leagues this still remains with all to play for in the coming month.





ATTENDANCES

Week 18 produced the smallest average attendance of the season with a mere 1,400 spectators per game. Weather conditions were still proving to be a deterrent, coupled with Bristol's postponement and the late venue change between Birmingham & Pirates. These figures will no doubt change as we reach the climax of the season.



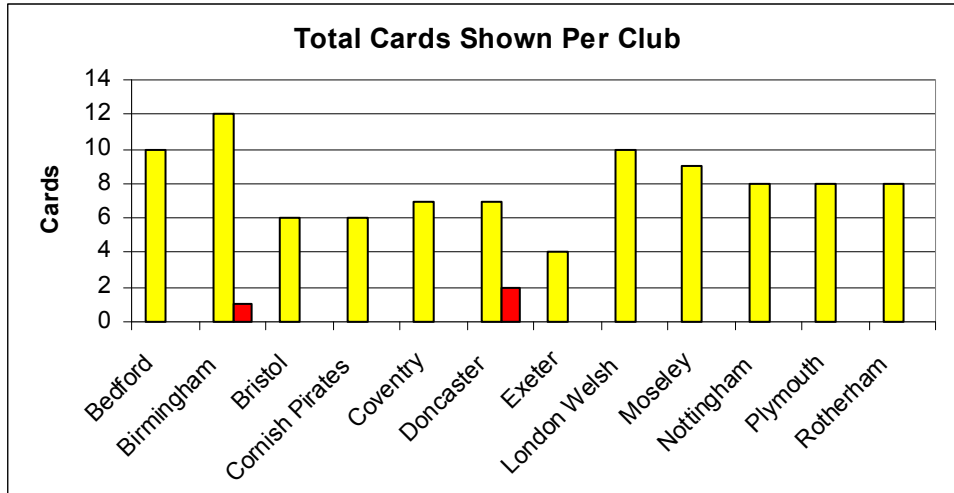
ATTENDANCE FIGURES

	12-Dec	19-Dec	26-Dec	02-Jan	09-Jan	16-Jan	Season Total
Bedford	2353		4033		PP	2,088	24,152
Birmingham & S	407	PP		407		916	5,777
Bristol		4869		7,714		PP	55,734
Cornish Pirates	2667		5654		PP		22,758
Coventry		802		PP			10,454
Doncaster		1334			PP	PP	11,735
Exeter	3952		7405		PP		34,366
London Welsh		961		1,632		910	14,479
Moseley			998		PP		7,237
Nottingham	1303		PP		PP		8,600
Plymouth		4430		2,168		2,151	28,661
Rotherham	1257		PP	PP		1,076	8,921
Weekly Total	11,939	12,396	18,090	11,921	-	7,141	232,874
Average	1,990	2,479	3,015	2,980	-	1,428	

Highest 7,714 Bristol v Cornish Pirates January 1st
 Lowest 367 Birmingham v Exeter Chiefs October 17th



DISCIPLINE



CARDS BY TYPE

Week 18	Yellow Cards			Red	Total Cards
	Technical	Foul Play	Total		
2008/09	7	3	10	0	10
2009/10	4	3	7	0	7

Season	Yellow Cards			Red	Total Cards
	Technical	Foul Play	Total		
2008/09	111	45	156	4	160
2009/10	53	42	95	4	99

CARDS BY CLUB

By Club	Yellow	YR	Red	Total
Bedford	10			10
Birmingham	12		1	13
Bristol	6			6
Cornish Pirates	6			6
Coventry	7			7
Doncaster	7	1	2	9
Exeter	4			4
London Welsh	10			10
Moseley	9			9
Nottingham	8			8
Plymouth	8			8
Rotherham	8			8
Total	95	1	3	99